

CPI WILTON



Table of Contents

CPI WILTON INFORMATION 3

ACCESSING SITE FOR VISITORS 4

ACCESSING SITE FOR CONTRACTORS 6

SHEQ 9

DIRECTIONS & TRANSPORT 11

TAXI INFORMATION 14

HOTELS 15

PLACES TO EAT 16

CPI WILTON INFORMATION

Address:

CPI
The Wilton Centre
Wilton
Redcar
Teesside
TS10 4RF

Email Reception:

Wilton.admin@uk-cpi.com

Telephone:

+44 (0)1642 455 340

Opening Hours:

Monday to Thursday between 08:30hrs-
17:00hrs
Friday between 08:30-16:30

Website:

<https://www.uk-cpi.com/>

ACCESSING SITE FOR VISITORS

GUIDANCE FOR VISITORS TO CPI, WILTON

Prior to Visiting CPI, Wilton

1. Your host needs to pre-book you into the **Wilton Centre Reception**, the following information is required: name(s), company name, date and the time of your visit.

Directions to the Wilton Centre

<https://www.uk-cpi.com/locations/wilton-centre>



Arrival at The Wilton Centre

- If the barrier is down, you need to press the intercom button and advise you are visiting CPI.
- Park your vehicle in the visitors' car park. Electric charging points are available.
- Walk directly ahead to the Wilton Centre reception.

Travelling by Taxi to The Wilton Centre

- You will need notify the taxi company that you need to be dropped off near the lake.
- Once through the barrier, taxis can drop-off outside the Wilton Centre reception.
- On arrival into the reception area, you should:
 - o Provide your host's name to the receptionist.
 - o Your host will be contacted and will then collect you from the reception area.

During your Visit

You will be hosted at all times.

Tours

If you are attending a tour of the facilities as part of your meeting, the PPE provided will be a lab coat, hard hat and safety glasses (depending on the area you will be visiting this may differ slightly).

You need to wear sturdy footwear; shoes need to fully cover your feet. CPI are unable to provide suitable footwear, so if the appropriate footwear is not worn, your tour could be cancelled.

Prior to attending a tour, you will be given a health and safety guidance for visitor's information sheet to read which relates to the facility or facilities that you are visiting. You will then be asked to sign a visitor's disclaimer.

Please note if the disclaimer is not signed, you will not be able to attend a tour of CPI's facilities.

Leaving the Wilton Centre

- Your host shall escort you back to the reception area.
- If the barrier is down, you need to drive close up to the barrier, and it will then lift automatically.

Please Note: The gates to the visitor car park are locked at 18:00hours.

ACCESSING SITE FOR CONTRACTORS

GUIDANCE FOR CONTRACTORS TO CPI, WILTON

Prior to Visiting CPI, Wilton

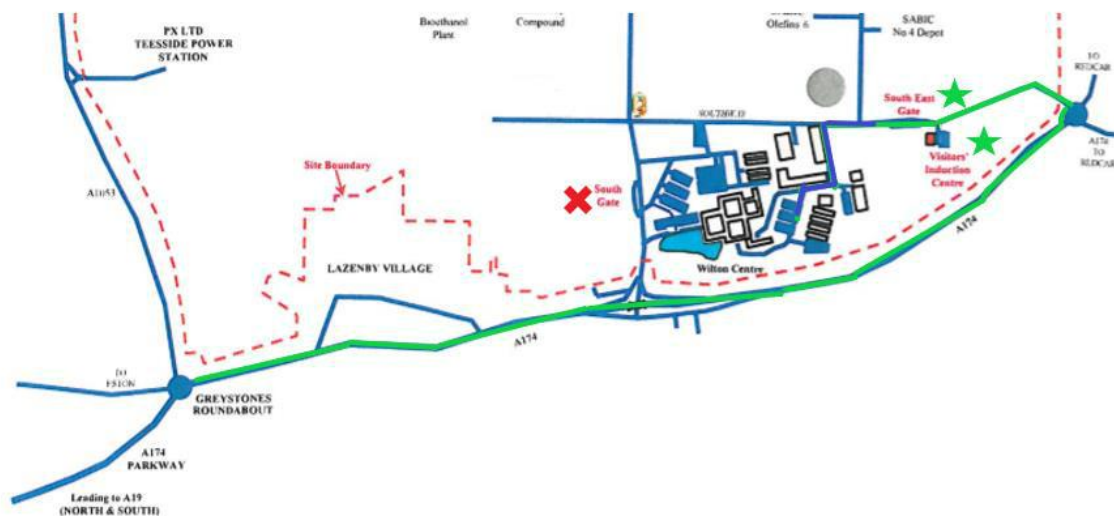
1. Your host needs to pre-book you into the **Visitors Induction Centre**, the following information is required: name(s), company name, date and time of visit, vehicle make/registration.

Please arrive circa 15 minutes prior to your appointment to allow the time to get through the Visitors Induction Centre as this can take 10-15 minutes.

Directions to the Visitors Induction Centre (known as Wilton International Centre)

Google maps recognises Wilton International Centre with postcode **TS6 8JB**

Access is gained via the Wilton International Site South-East Gate (**starred green on the map below**)



Arrival at Wilton International Centre

At the Visitor Induction Centre (known as Wilton International Centre) please inform the receptionist your host's full name, you will be required to watch a short video to gain access to site, you will be provided an ID Badge & parking permit. The reception team will then direct you to E1 entrance at the rear of the Wilton Centre Main Building, where you will be collected by a CPI employee.

Directions to E1 Entrance

Once you have received your ID badge & parking permit, you can make your way on site you need to turn left out of the Visitors Induction Centre car park towards the gatehouse, once you arrive you need to show your ID badge & parking permit, which will be scanned then the security guard will grant you access.

Continue ahead then take the first left turn, follow the road, and take the right turn to take you to the car park towards E1 entrance.

The E1 entrance is signposted.

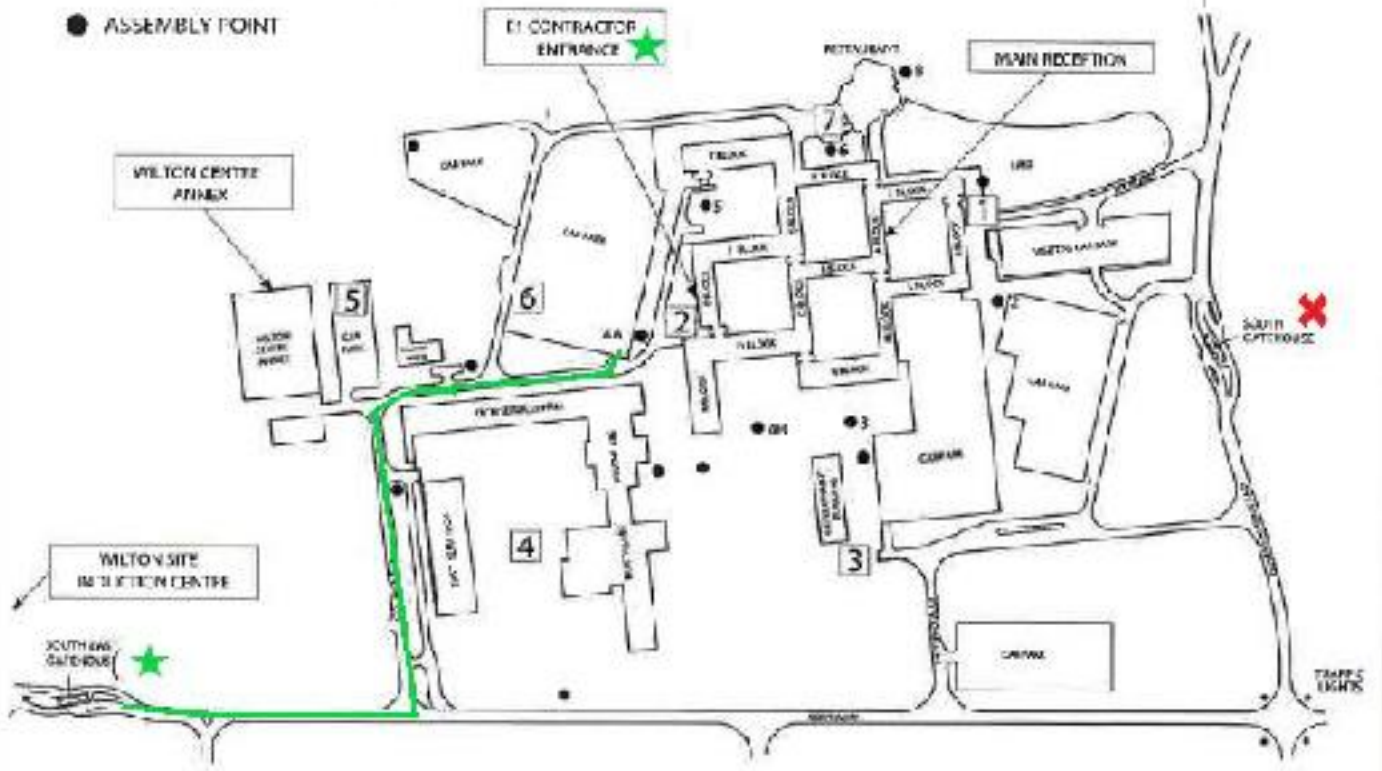
You should contact your host on arrival at E1.

Your host will then collect you from E1.



1 | EMERGENCY MEETING POINT

● ASSEMBLY POINT



SHEQ

CPI is committed to ensuring the health and wellbeing of our people and visitors.

Fire Alarm System:

The fire alarm practice test is carried out every Wednesday at 10:00hrs. This is a short test in which you do not need to do anything. However, if the alarm continues to sound for a prolonged period, please assume that this is a real emergency and evacuate the building to the nearest fire assembly point as shown below.

Fire Safety:

On discovering a fire:

- Break the glass of the nearest fire alarm manual call point.
- If safe to do so, inform Reception **01642 438 080** of the location and the extent of the fire.
- Leave the building by the nearest available fire exit.
- Assemble at the nearest Fire Assembly Point.

On hearing the fire alarm:

- Leave the building by the nearest available fire exit. Please follow your host.
- Do not use the lifts in the event of a fire.
- Assemble at the nearest Fire Assembly Point.
- Do not re-enter the building for personal belongings or tools.
- Do not re-enter the building for any reason until authorised to do so.



Fire Wardens & First Aiders:

Are displayed throughout the CPI offices.

Accidents/Emergencies:

Inform Wilton Centre Reception staff straight away by calling
01642 438 080

DIRECTIONS & TRANSPORT

Travelling to CPI Wilton by Train

Middlesbrough Train Station approximately 7.6 miles to CPI, Wilton

https://www.nationalrail.co.uk/stations_destinations/MBR.aspx

If arriving at platform 1 head through the double doors leading to the concourse keep heading forward until you reach some steps, follow the steps to the subway and you will reach more double doors straight ahead, exit the doors to Bridge Street West entrance and await your transport to CPI Wilton.

If arriving at platform 2 head down the stairs/lift this will take you to the subway turn right and head towards some double doors, exit the doors to Bridge Street West entrance and await your transport to CPI Wilton.

Redcar Train Station approximately 4.0 miles to CPI, Wilton

https://www.nationalrail.co.uk/stations_destinations/RCC.aspx

If arriving at platform 1 head towards the ramped exit passing the ticket station on your right and await your transport to CPI Wilton.

If arriving at platform 2 you can either take the exit onto Station Road or you can head over the bridge and take the ramped exit and await your transport to CPI Wilton.

Darlington Train Station approximately 25.1 miles to CPI, Wilton

https://www.nationalrail.co.uk/stations_destinations/DAR.aspx

Head through the ticket gates and exit Darlington Train Station through the main entrance/exit ahead.

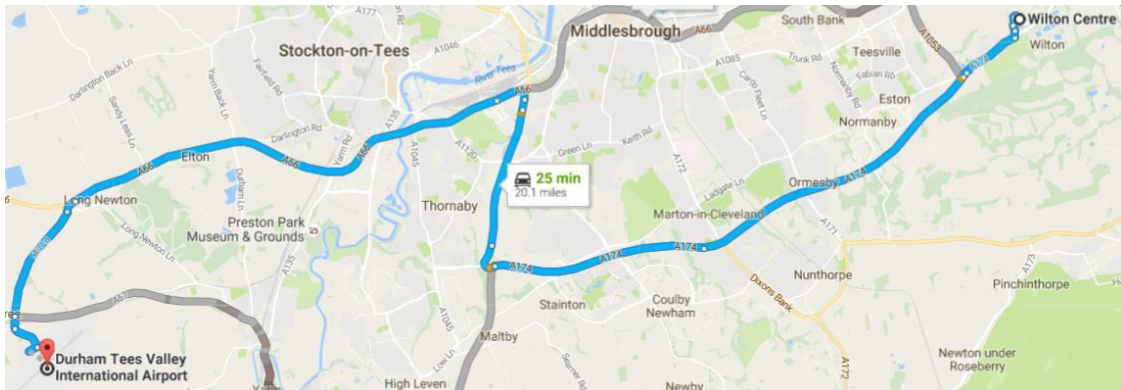
Refer to taxi section for appropriate number for transport to CPI Wilton.

Travelling to CPI by Air

Teesside International Airport (MME)

<https://www.teessideinternational.com/>

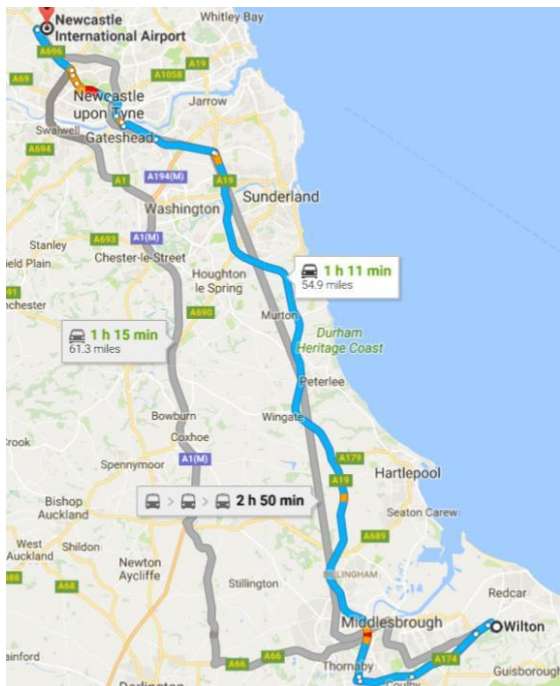
Distance from CPI at Wilton - 25 min (20.5 mi) via A66 and A174.



Newcastle International (NCL)

<https://www.newcastleairport.com/>

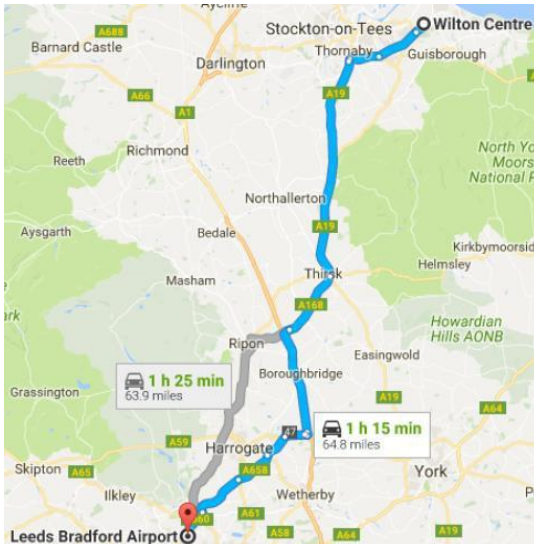
Distance from CPI at Wilton - 1 h 6 min (54.9 mi) via A19.



Leeds Bradford Airport (LBA)

<https://www.leedsbradfordairport.co.uk/>

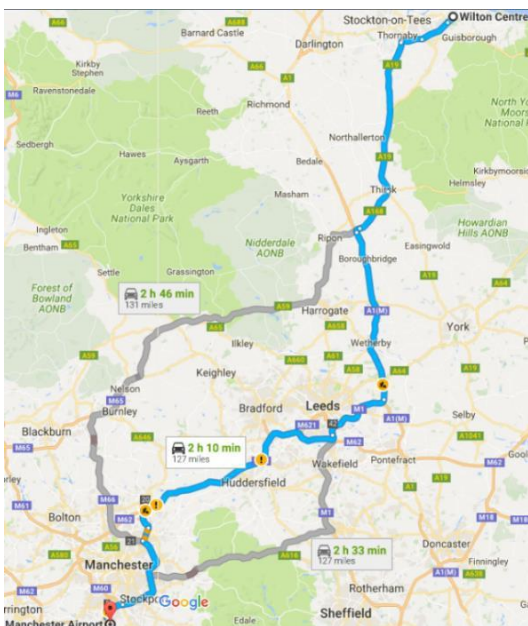
Distance from CPI at Wilton - 1 h 15 min (64.8 mi) via A19.



Manchester Airport (MAN)

<https://www.manchesterairport.co.uk/>

Distance from CPI at Wilton - 2 hr 9 min (127 mi) via M62



TAXI INFORMATION

Provider	Website & Contact Information
Boro Taxi's	Website: https://www.borotaxis.co.uk/book-a-taxi/ Telephone: 01642 222 222
Redcar Taxi's	Website: https://www.redcartaxis.co.uk/ Telephone: 01642 470 470 Email: redcartaxiinfo@gmail.com
Local to Darlington	
1AB Taxis	Email: booking@1abtaxis.co.uk Telephone: 01325 282828
United Taxi's Ltd	Website: http://united-taxis.co.uk/ Telephone: 01325 381999

HOTELS

Hotel	Website	Approximate Distance from CPI Wilton
Gisborough Hall Whitby Lane Guisborough North Yorkshire TS14 6PT	www.gisborough-hall.com/ CPI corporate rate with Gisborough Hall, double room including breakfast & VAT at £120.00pppn. You need to quote CPI to obtain this rate. 24 hr Cancellation Policy.	13 mins 6.1 miles
Brockley Hall Glenside Saltburn-by-the-Sea Cleveland TS12 1JS	https://www.brockleyhallhotel.com/index.php	14 mins 6.2 miles
The Spa Hotel Saltburn Bank Saltburn-by-the-Sea Cleveland TS12 1HH	www.thespahotelsaltburn.co.uk	14 mins 6.2 miles
Treebridge Hotel Old Nunthorpe Village Stokesley Road Middlesbrough TS7 0NS	http://www.thetreebridgehotel.co.uk/ http://www.thetreebridgehotel.co.uk/	15 mins 8.3 miles
Premier Inn Middlesbrough Town Centre Wilson Street Middlesbrough North Yorkshire TS1 1AE Sat Nav (TS1 1JH)	https://www.premierinn.com/gb/en/hotels/england/north-yorkshire/middlesbrough/middlesbrough-town-centre.html	15 mins 6.7 miles

PLACES TO EAT

Venue	Website	Approximate Distance from CPI Wilton
Brockley Hall Glenside Saltburn-by-the-Sea Cleveland TS12 1JS	https://brockleyhallhotel.com/	14 mins 6.2 miles
The Spa Hotel Saltburn Bank Saltburn-by-the-Sea Cleveland TS12 1HH	https://www.thespahotelsaltburn.co.uk/eat	14 mins 6.2 miles
Tomahawk Steakhouse Saltburn-by-the-Sea TS12 1NY	https://tomahawk-steakhouse.co.uk/tomahawk-steakhouse-saltburn	14 mins 6.4 miles
Alessi's 9-10 Dundas Street Saltburn-by-the-Sea TS12 1AH	https://www.alessiss-saltburn.com/	13 mins 6.1 miles
Tocketts Mill Country Park & Restaurant Skelton Road Guisborough TS14 6QA	https://tockettsmillcountrypark.co.uk/	12 mins 5.5 miles
Uno Memento 156-158 Linthorpe Road Middlesbrough TS1 3RB	https://unomomentorestaurant.co.uk/middlesbrough/	19 mins 6.9 miles